

CBOT Oat Commitment of Traders

Data to the close
of April 27, 2021

CBOT Commitment of Traders Report

Disaggregated Futures and Options

	Managed Money			Processor/Merc			Swaps			Other Reporting			Non Reporting		
	Net	Wkly Chg	Wkly Chg %	Net	Wkly Chg	Wkly Chg %	Net	Wkly Chg	Wkly Chg %	Net	Wkly Chg	Wkly Chg %	Net	Wkly Chg	Wkly Chg %
000 contracts															
Corn	378.66	-5.33	-1%	-710.60	18.04	-2%	239.77	-1.30	-1%	107.96	-12.19	-10%	-15.80	0.79	-5%
Oats	0.954	0.177	23%	-3.008	-0.458	18%	0.125	0.009	8%	0.550	0.019	4%	1.379	0.254	23%
Soymeal	54.09	6.04	13%	-188.55	-7.52	4%	74.66	-0.53	-1%	26.42	1.87	8%	33.38	0.14	0%
Soyoil	92.59	2.60	3%	-218.83	-0.15	0%	105.76	2.75	3%	1.56	-4.77	-75%	18.93	-0.43	-2%
Soybeans	180.01	7.47	4%	-283.63	-6.85	2%	378.66	2.28	3%	29.16	-3.23	-10%	3.30	0.33	11%
Wheat - Mpls	14.08	1.96	16%	-28.44	-2.99	12%	3.48	-0.19	-5%	3.30	1.96	145%	7.57	-0.73	-9%
Wheat - HRW	30.04	11.29	60%	-74.72	-9.37	14%	45.41	0.65	1%	0.32	-0.65	-67%	-1.04	-1.92	-219%
Wheat - SRW	13.40	11.82	746%	-105.93	-6.04	6%	80.82	-5.53	-6%	22.21	-2.28	-9%	-10.50	2.03	-16%
Total	763.82	36.01	5%	-1613.69	-15.33	1%	621.17	-1.86	0%	191.49	-19.27	-9%	37.22	0.45	1%

- Funds/Specs added further length to their combined CBOT oat futures and options net long position, climbing to a seven-week high in the most recent reporting period. The buying last week pushed oats to another new contract high. New highs will require continued fund/spec buying.
- Managed Money (MM), Other Reporting Traders and Non-Reporting traders were all net buyers on the week. MM and NR Traders increased their net longs by 23% each.
- Total oat futures open interest climbed to the highest level since Nov 2020.
- MM trade in other cereals was mainly net buying, corn the exception. The outlook for commodities remains positive. Rising grain & energy prices propelled the CRB index to its best close since 2015. The reflation trade is accelerating with the next cycle top not due until mid to late summer.

OATS - CHICAGO BOARD OF TRADE

Code-004603

Disaggregated Commitments of Traders - Options and Futures Combined, April 27, 2021

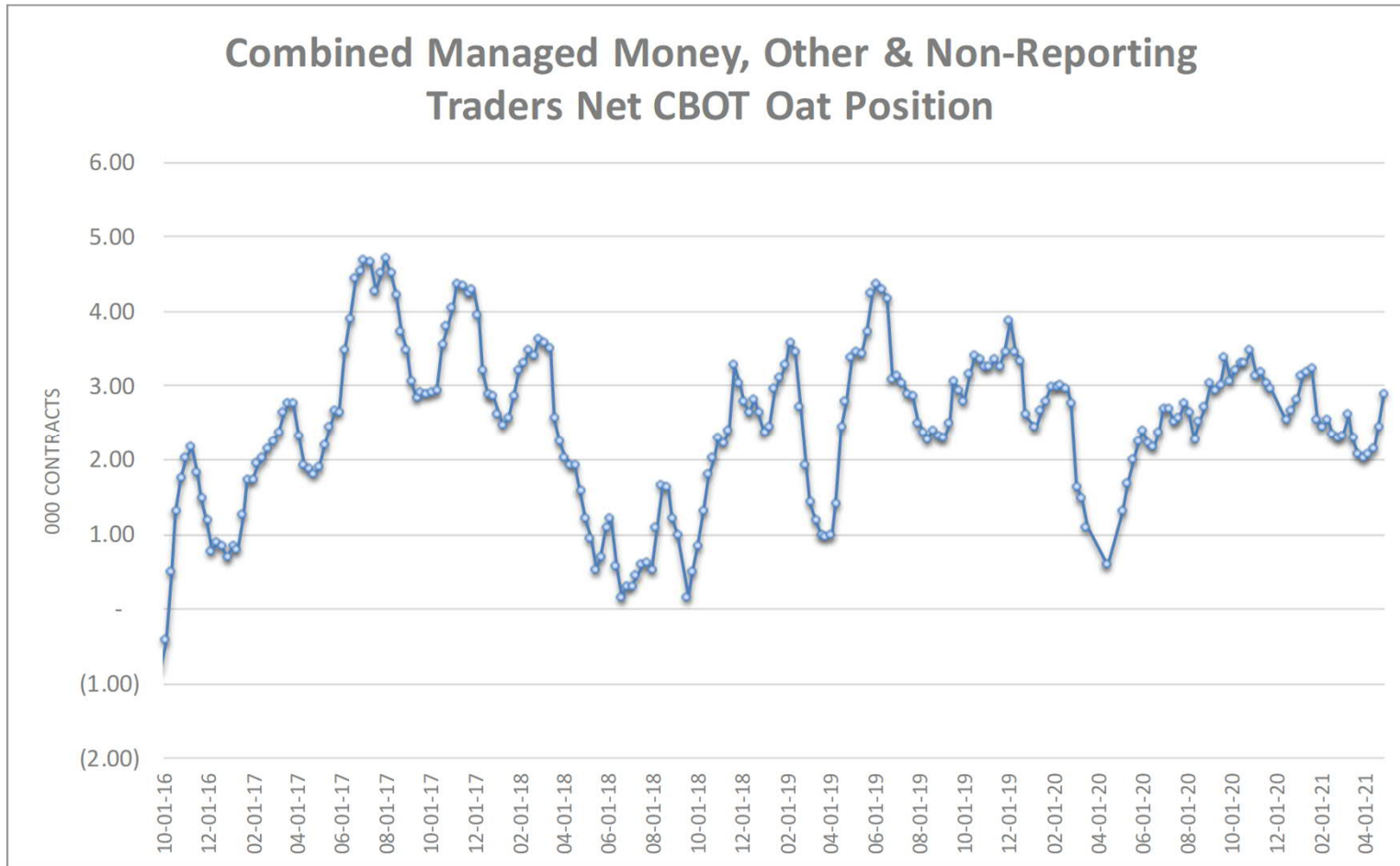
Reportable Positions												Nonreportable		

	Producer/Merchant/ Processor/User Swap Dealers Managed Money Other Reportables												Positions	
	Open	Long	Short	Long	Short	Spreading	Long	Short	Spreading	Long	Short	Spreading	Long	Short
Interest	Long	Short	Long	Short	Spreading	Long	Short	Spreading	Long	Short	Spreading	Long	Short	

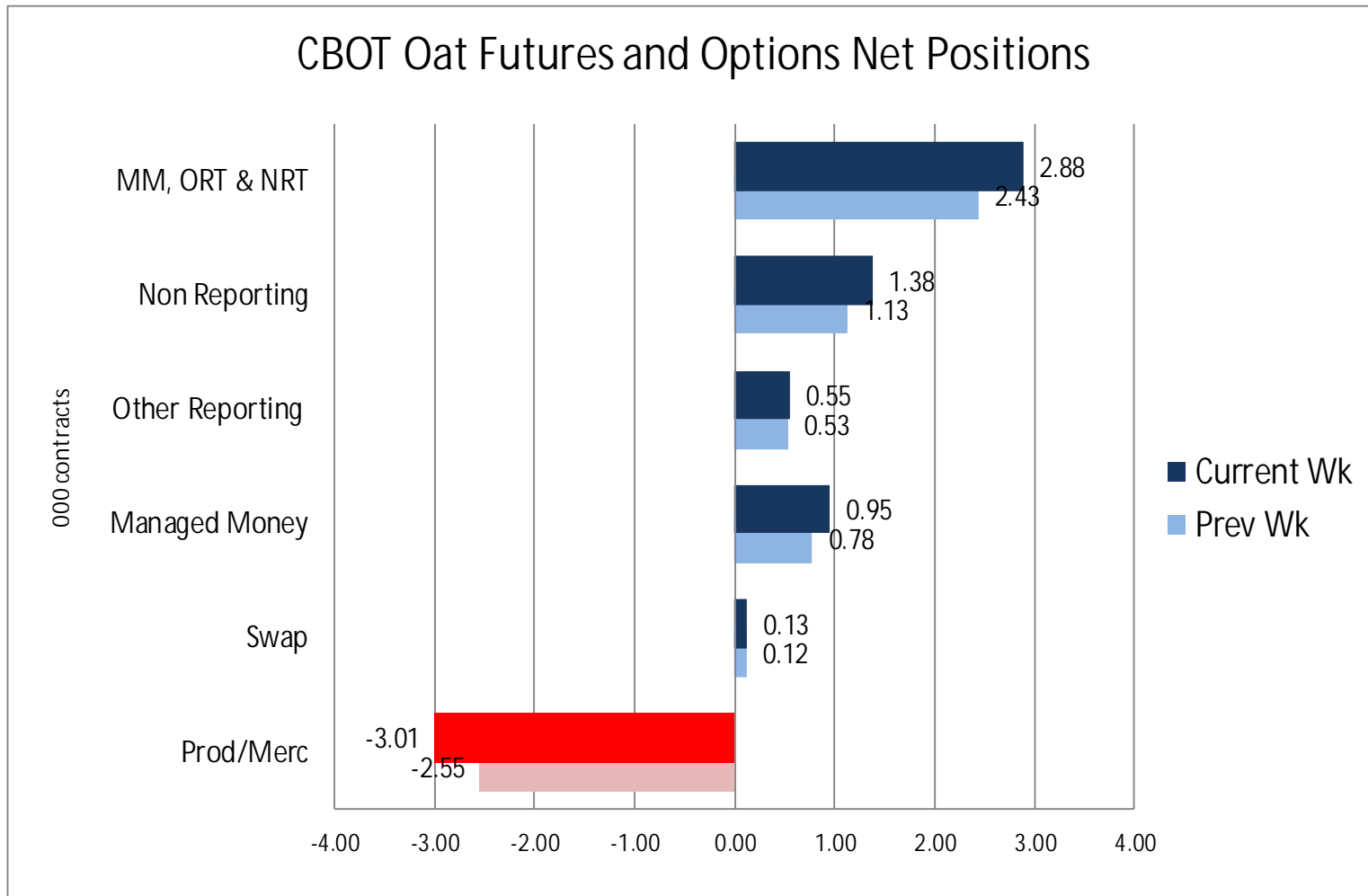
:(CONTRACTS OF 5,000 BUSHEL)														
Positions														
All	4,953	1,111	4,119	125	0	0	1,064	110	0	554	4	10	2,089	710
Old	146	0	125	0	0	0	0	0	0	0	0	0	146	21
Other	4,807	1,111	3,994	125	0	0	1,064	110	0	554	4	10	1,943	689
Changes in Commitments from: April 20, 2021														
	465	62	520	9	0	0	165	-12	0	15	-3	-21	235	-19
Percent of Open Interest Represented by Each Category of Trader														
All	100.0	22.4	83.1	2.5	0.0	0.0	21.5	2.2	0.0	11.2	0.1	0.2	42.2	14.3
Old	100.0	0.0	85.6	0.0	0.0	0.0	0.0	0.0	0.0	0.0	0.0	0.0	100.0	14.4
Other	100.0	23.1	83.1	2.6	0.0	0.0	22.1	2.3	0.0	11.5	0.1	0.2	40.4	14.3
Number of Traders in Each Category														
All	26	7	9	.	0	0	7	.	0
Old	.	0	.	0	0	0	0	0	0	0	0	0	0	0
Other	26	7	9	.	0	0	7	.	0

Percent of Open Interest Held by the Indicated Number of the Largest Traders														
By Gross Position														
By Net Position														
4 or Less Traders 8 or Less Traders 4 or Less Traders 8 or Less Traders														
Long: Short Long Short: Long Short Long Short														
All	30.0	61.8	43.1	80.8	30.0	57.7	42.3	76.6						
Old	0.0	85.6	0.0	85.6	0.0	85.6	0.0	85.6						
Other	30.9	61.1	44.4	80.6	30.9	56.8	43.6	76.3						

Combined Managed Money, Other & Non-Reporting Traders Net CBOT Oat Position

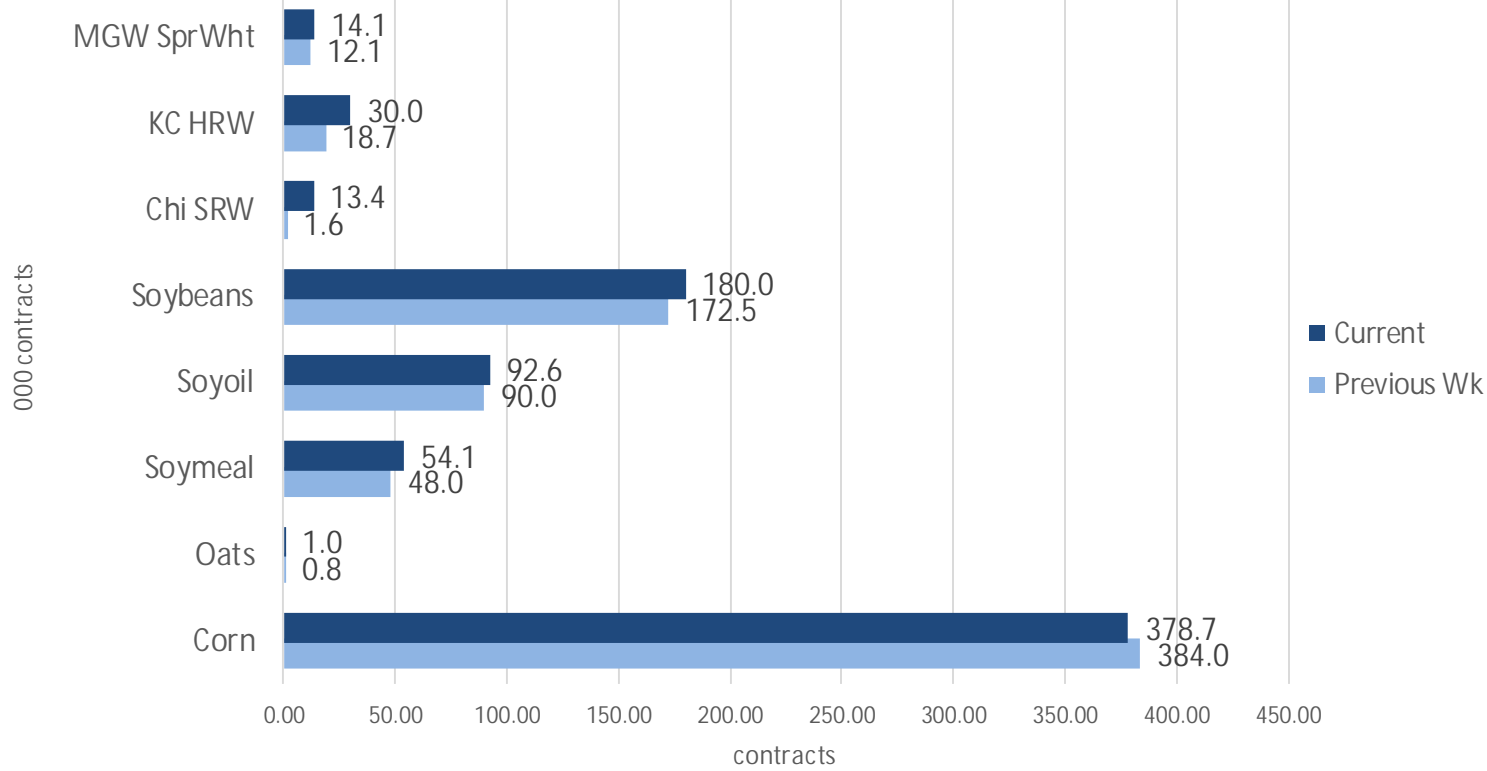


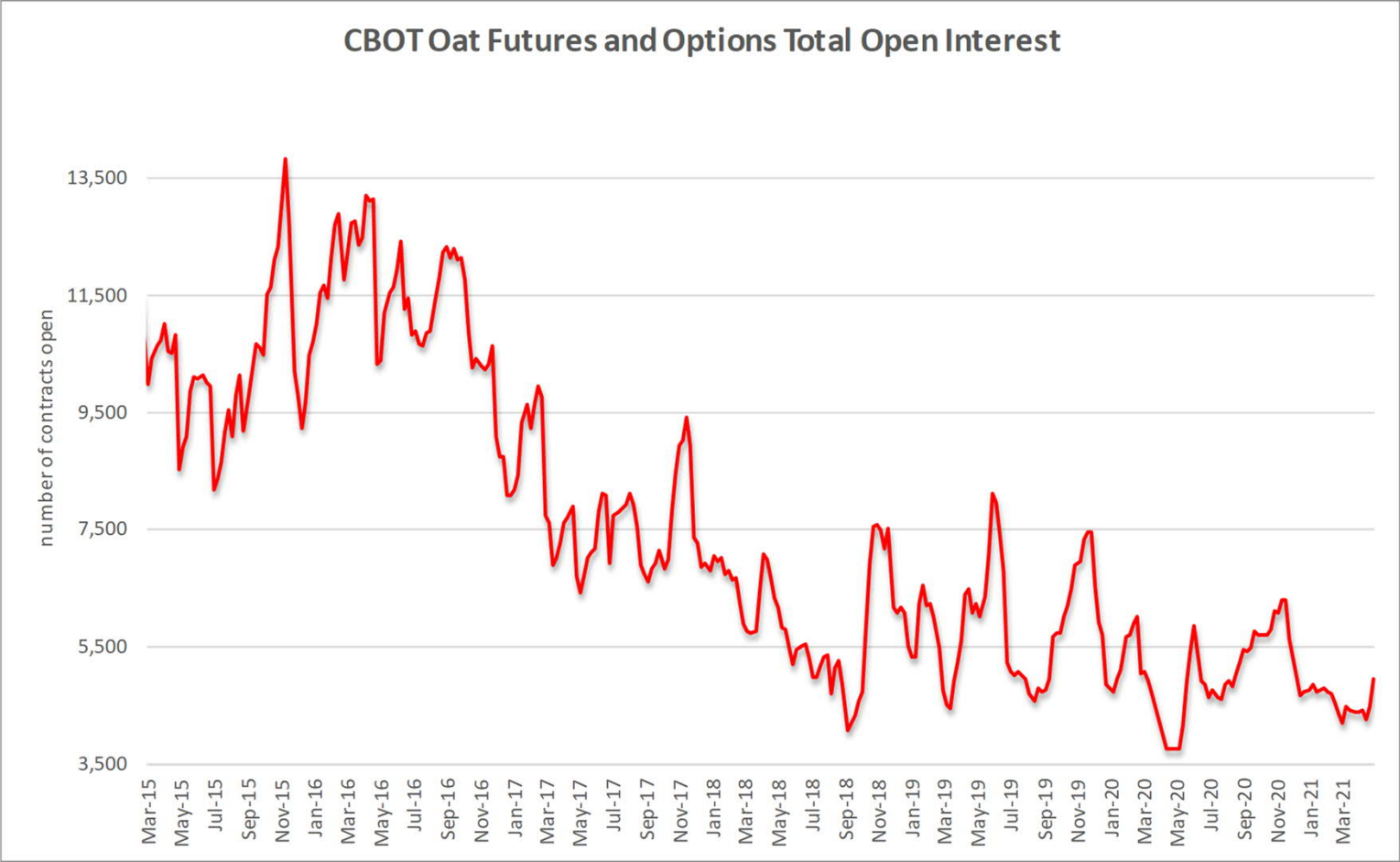
CBOT Oat Futures and Options Net Positions

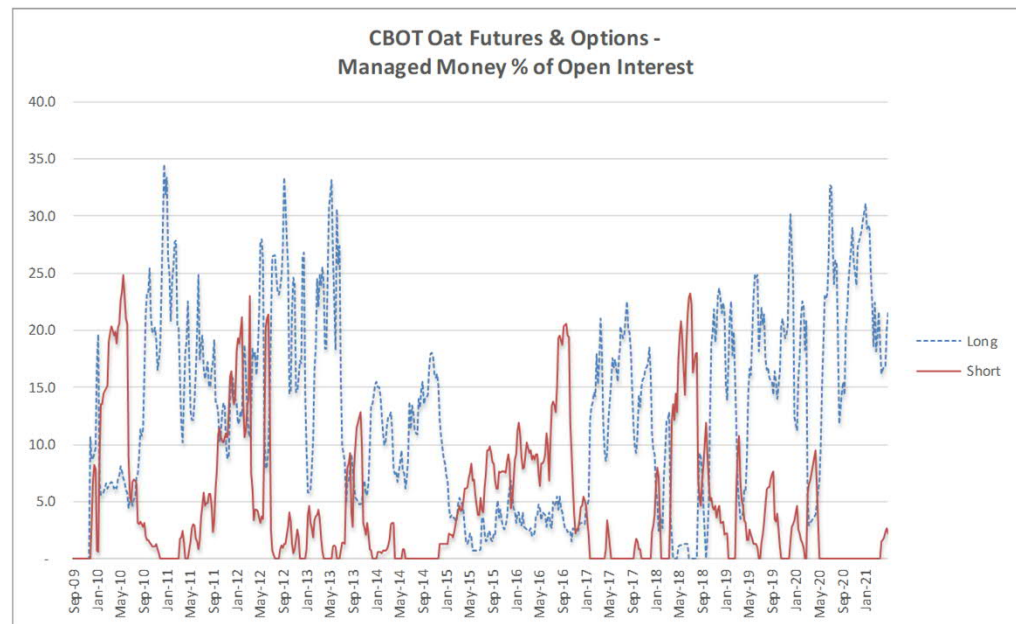
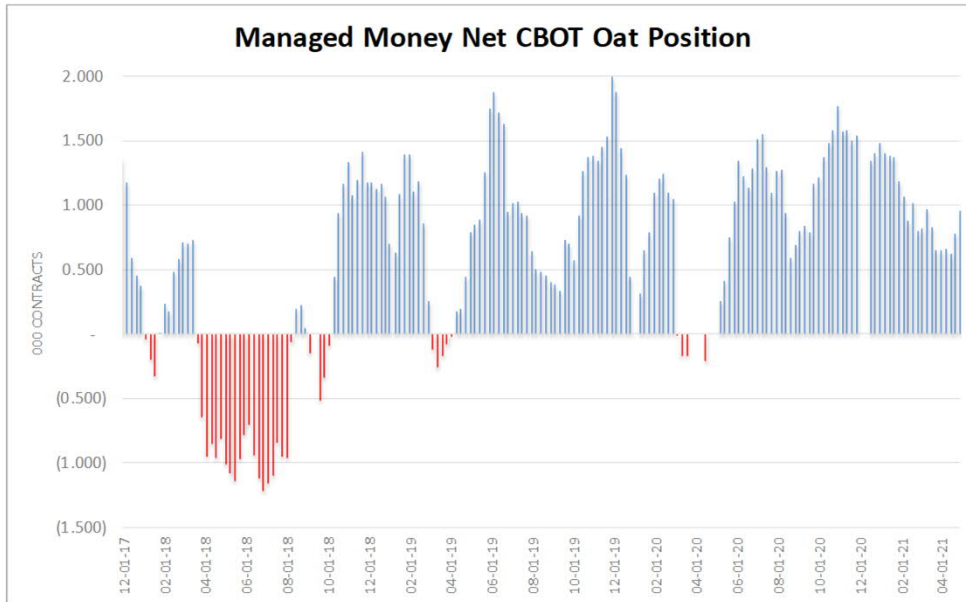


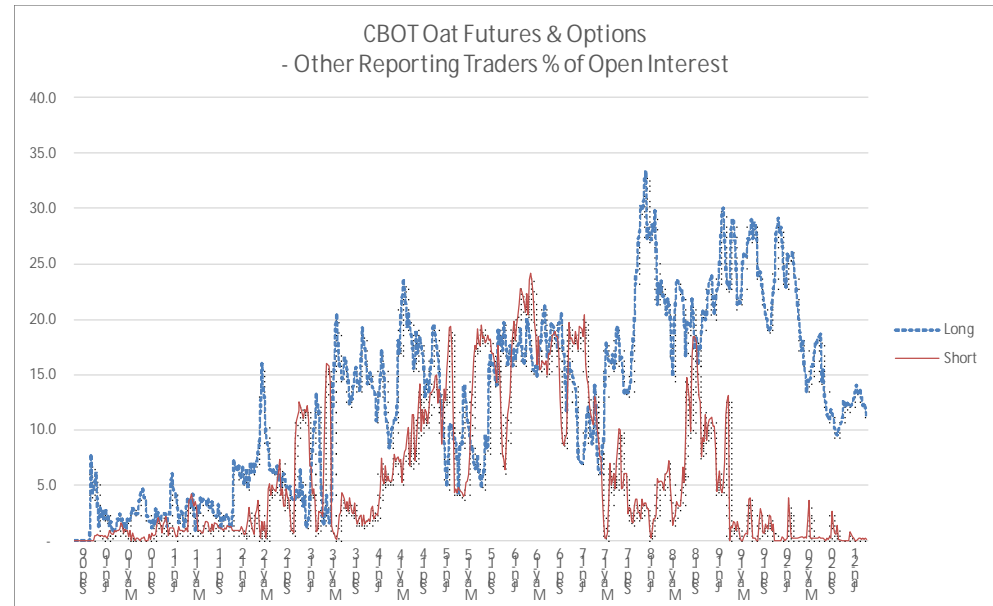
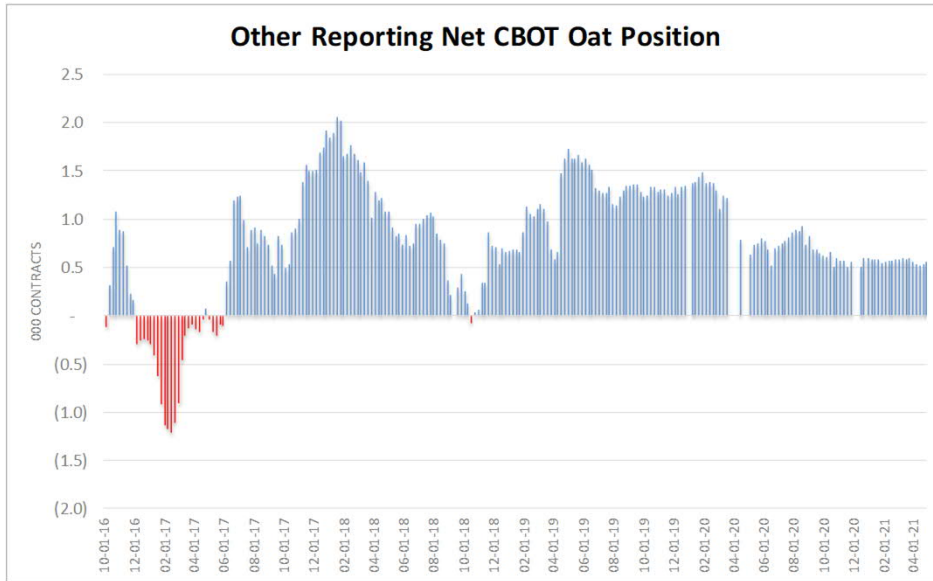
Managed Fund Net Position

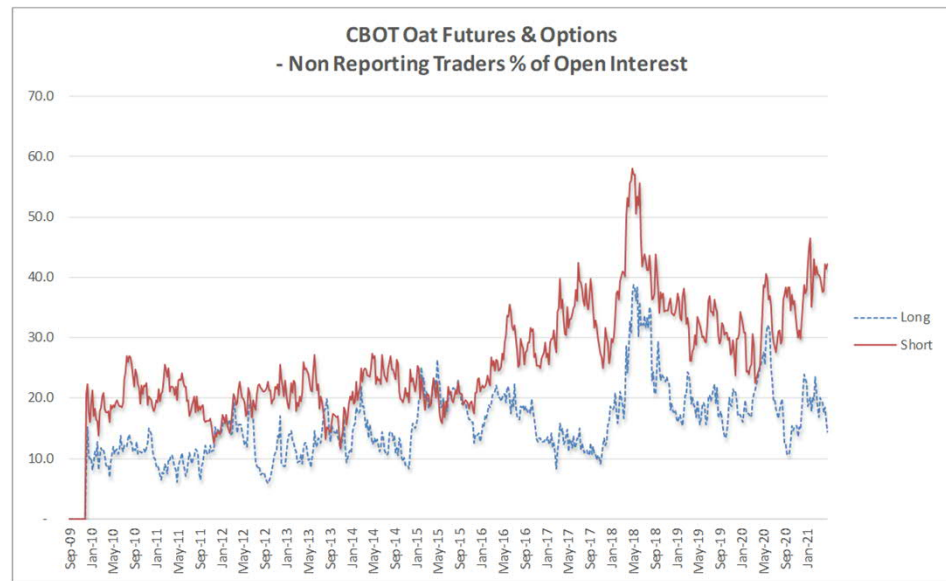
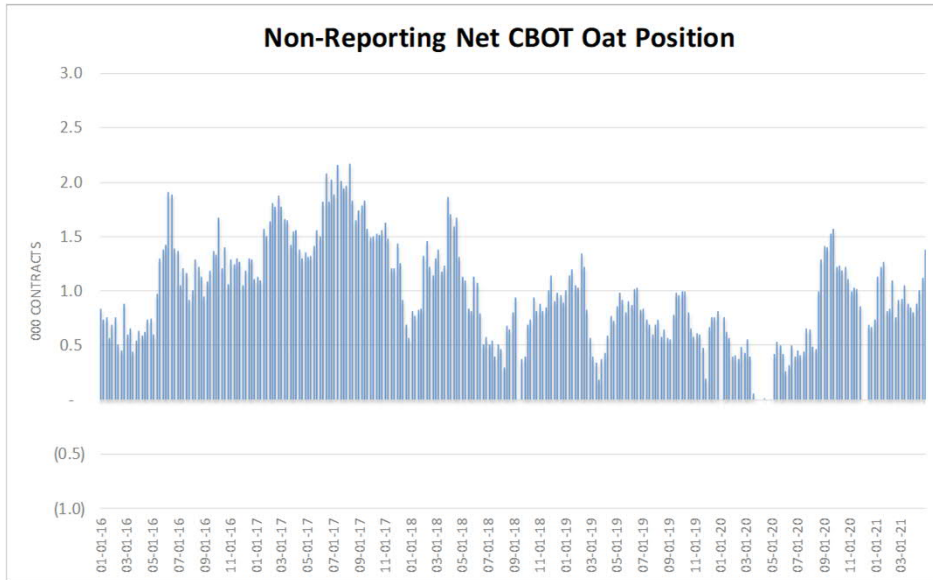
Corn, wheat, oats, soybeans, oil & meal

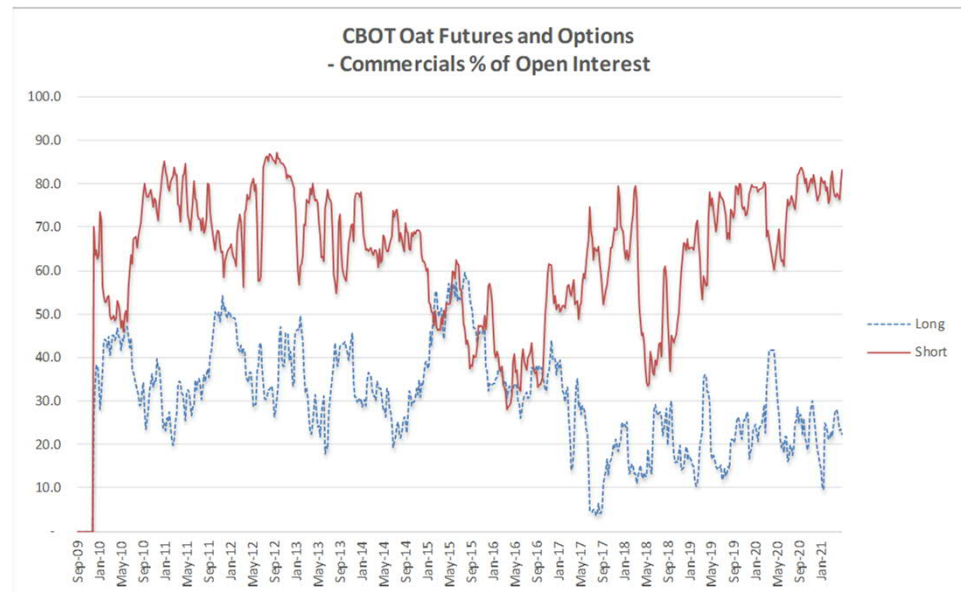
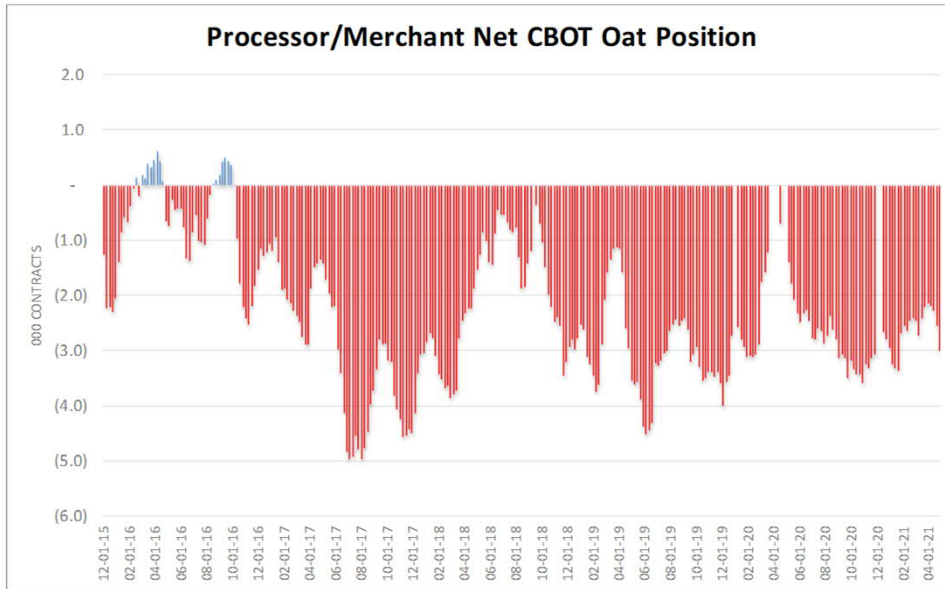


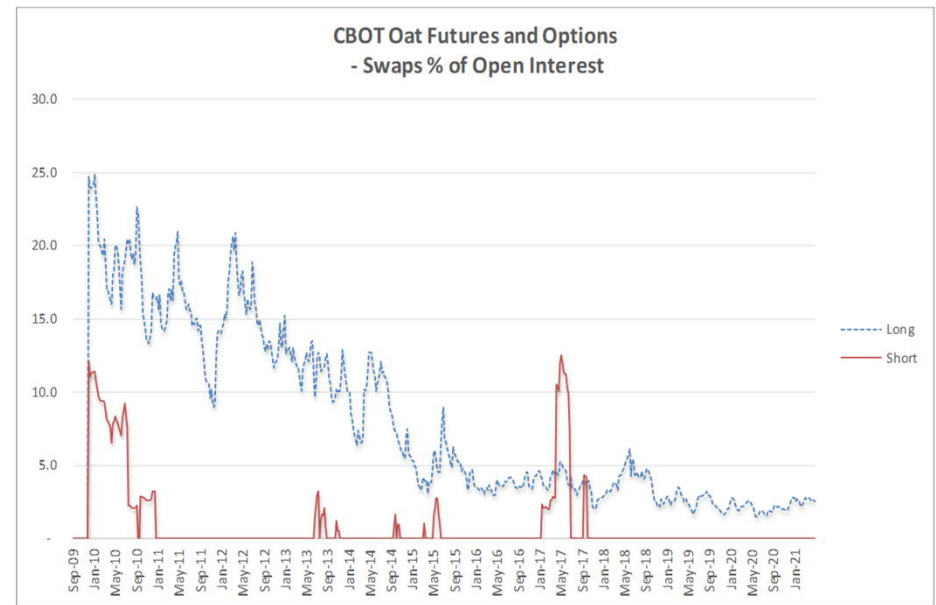
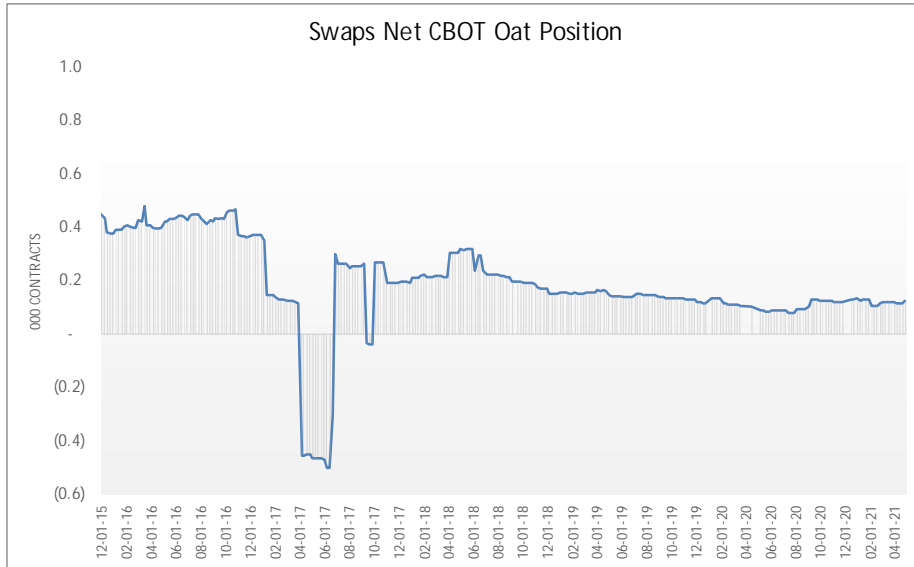




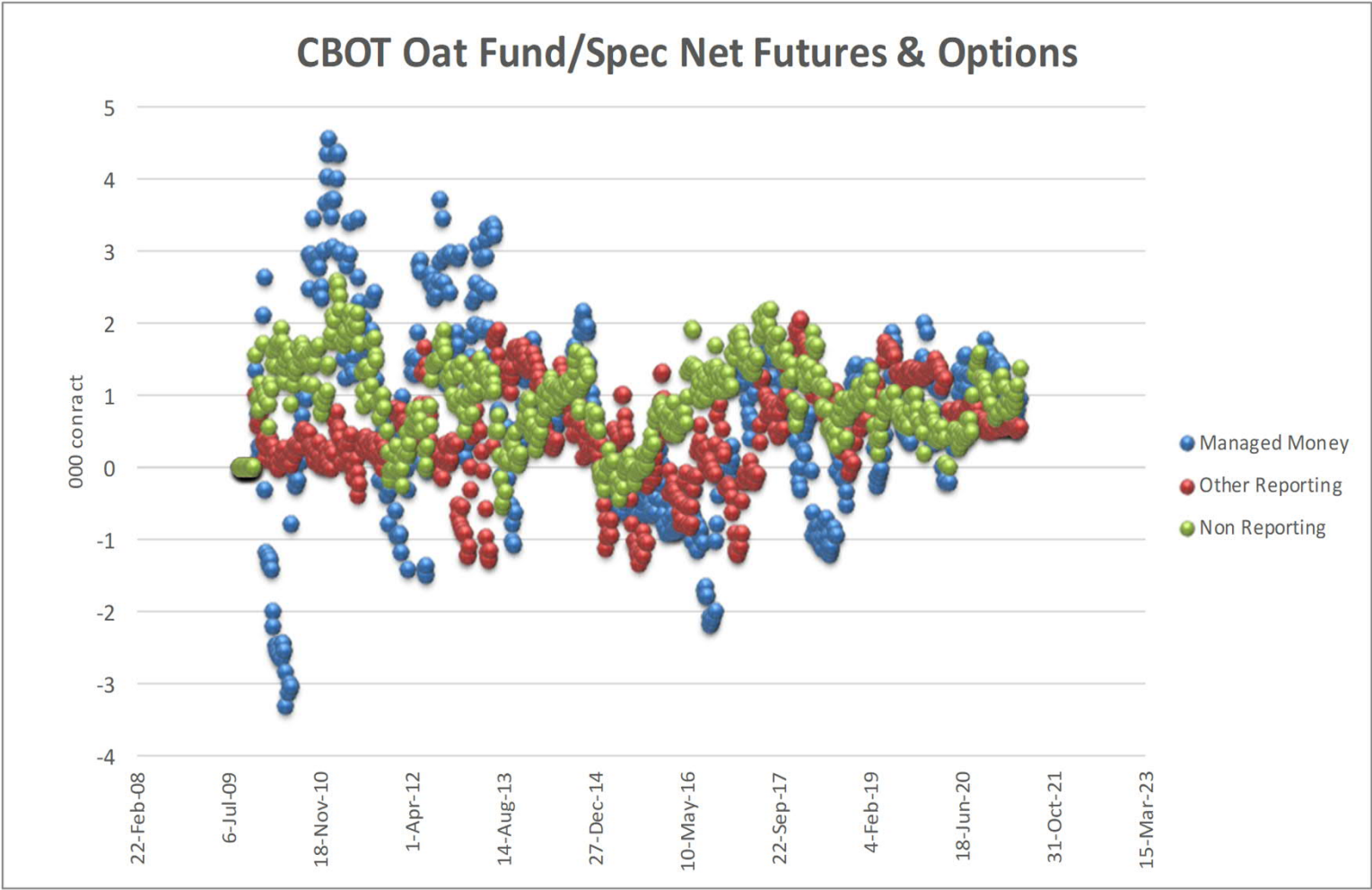








CBOT Oat Fund/Spec Net Futures & Options



CBOT Oat Fund/Spec Net Futures & Options

